

AUGUST 2018 PERFORMANCE REPORT

I-66 Express Lanes Inside the Beltway

HIGHLIGHTS

Morning and afternoon commutes were faster on average and travel times generally more reliable compared to Aug 2017.

- Travel speeds on I-66 averaged 56.2 miles per hour (mph) during morning commutes compared to 52.7 mph.
- Travel speeds on I-66 averaged 57.3 mph during afternoon commutes compared to 46.1 mph.
- Travel times on I-66 averaged 0.7 minutes shorter during morning commutes, and 2.7 minutes shorter during afternoon commutes.
- Drivers on parallel arterial roadways including Routes 7, 29 and 50, experienced similar or improved travel speeds and times. Bridge repair slowed travel speeds on the George Washington Memorial Parkway.

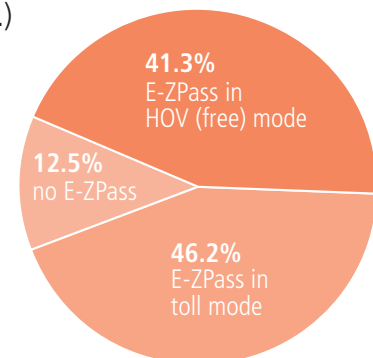


EXPRESS LANES USE

- **14,660** average daily trips eastbound between 5:30 and 9:30 a.m.
- **17,705** average daily trips westbound between 3 and 7 p.m.
- **41.3%** of all vehicle trips were carpools (peaked at 62.2% at 7:54 a.m. on Aug 16.)

E-ZPASS USE

- **87.5%** of vehicles traveled with an E-ZPass or E-ZPass Flex.
- **41.3%** of all vehicle trips with E-ZPass in HOV (free) mode.
- **46.2%** of all vehicle trips with E-ZPass in toll mode.



PRICING INFORMATION

- **\$10.90** – Average price for round trips (a.m. and p.m. averages combined.)
 - » **\$6.41** – Average price for eastbound trips.
 - » **\$4.49** – Average price for westbound trips.
- **117** trips (out of 744,395 total) with price of \$40 or more - 0.02% of all Express Lanes trips.
- **\$2.07** – Average price for eastbound trips between 5:30 and 6:30 a.m. (period prior to former HOV hours.)

SINCE EXPRESS LANES OPENED ON DEC. 4, 2017:

- **14,068** average daily trips eastbound and **16,945** average daily trips westbound.
- **\$12.54** – Average price for round trips.
 - » **\$7.94** – Average price for eastbound trips.
 - » **\$4.60** – Average price for westbound trips.

AUGUST 2018 PERFORMANCE REPORT

I-66 Express Lanes Inside the Beltway

EASTBOUND

5:30 AM - 9:30 AM	Aug 2017	Aug 2018
Average Speed (MPH)	52.7	56.2
Travel Time (Minutes)	12.0	11.3

WESTBOUND

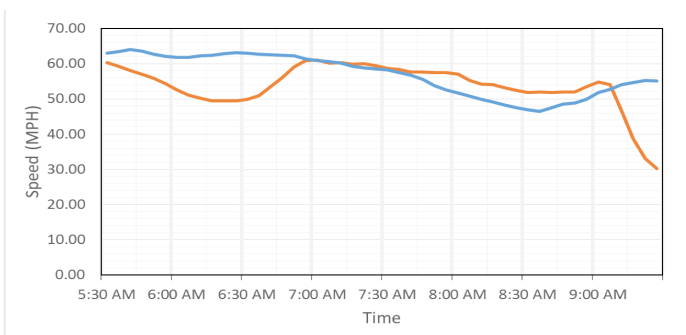
3:00 PM - 7:00 PM	Aug 2017	Aug 2018
Average Speed (MPH)	46.1	57.3
Travel Time (Minutes)	13.8	11.1



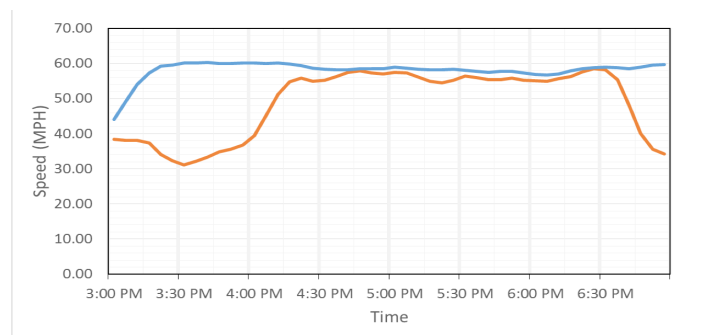
I-66 | AVERAGE SPEED

2017 — 2018

EASTBOUND

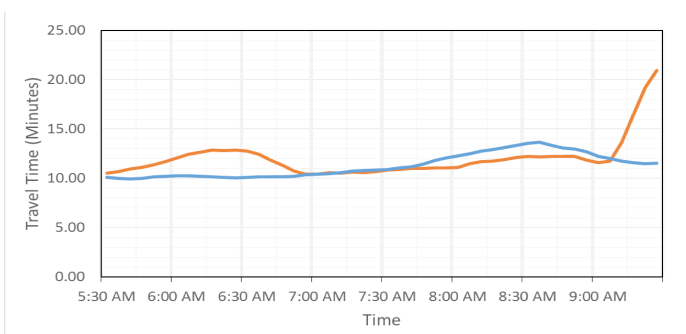


WESTBOUND

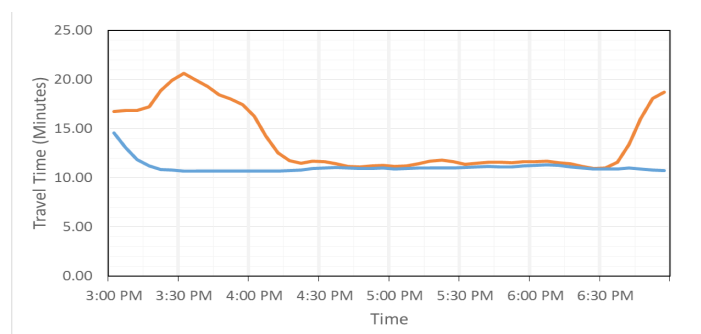


I-66 | AVERAGE TRAVEL TIME

EASTBOUND



WESTBOUND



AUGUST 2018 PERFORMANCE REPORT

Route 50 - I-66 Parallel Arterials

EASTBOUND

5:30 AM - 9:30 AM	Aug 2017	Aug 2018
Average Speed (MPH)	29.6	30.1
Travel Time (Minutes)	18.8	18.5

WESTBOUND

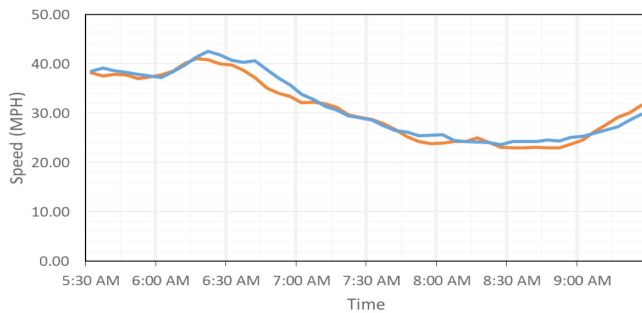
3:00 PM - 7:00 PM	Aug 2017	Aug 2018
Average Speed (MPH)	27.5	29.4
Travel Time (Minutes)	20.4	19.1



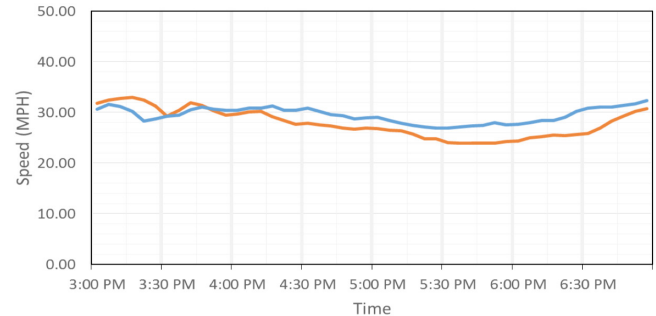
ROUTE 50 | AVERAGE SPEED

2017 — 2018

EASTBOUND

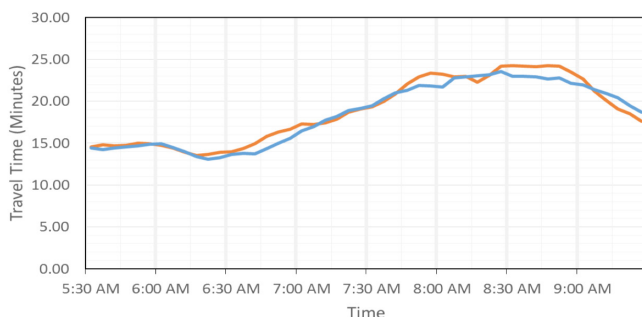


WESTBOUND

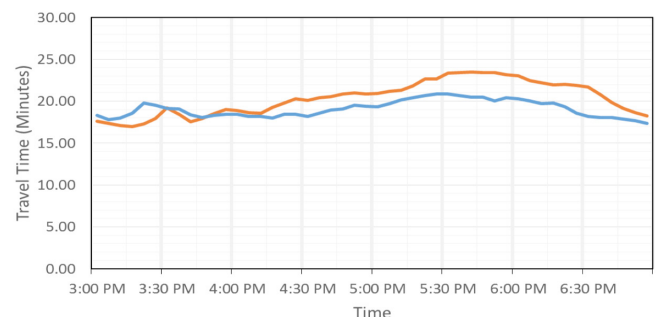


ROUTE 50 | AVERAGE TRAVEL TIME

EASTBOUND



WESTBOUND



AUGUST 2018 PERFORMANCE REPORT

Route 29 - I-66 Parallel Arterials

NORTHBOUND

5:30 AM - 9:30 AM	Aug 2017	Aug 2018
Average Speed (MPH)	21.8	24.0
Travel Time (Minutes)	24.6	22.4

SOUTHBOUND

3:00 PM - 7:00 PM	Aug 2017	Aug 2018
Average Speed (MPH)	20.8	23.3
Travel Time (Minutes)	24.8	22.1

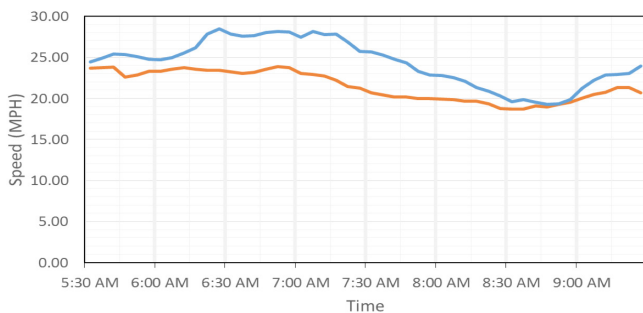


ROUTE 29 | AVERAGE SPEED

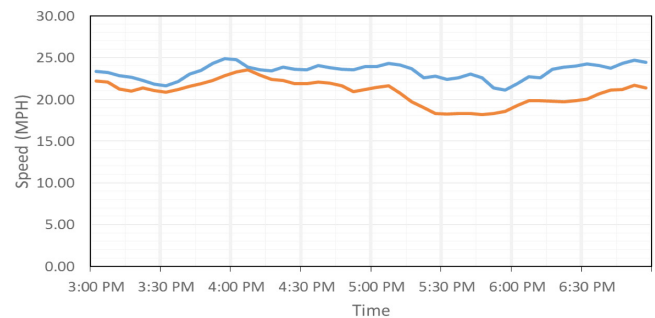
2017 —

2018 —

NORTHBOUND

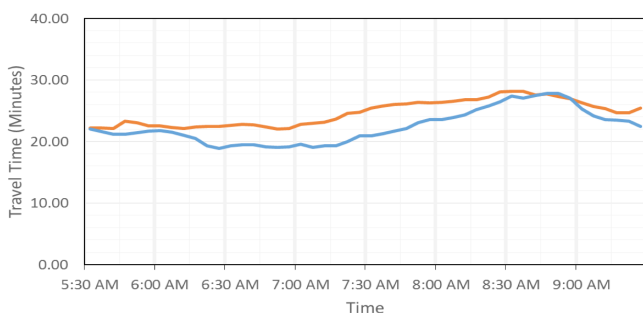


SOUTHBOUND

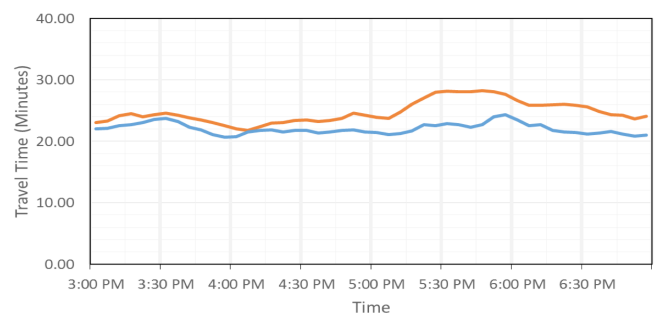


ROUTE 29 | AVERAGE TRAVEL TIME

NORTHBOUND



SOUTHBOUND



AUGUST 2018 PERFORMANCE REPORT

Route 7 - I-66 Parallel Arterials

EASTBOUND

5:30 AM - 9:30 AM	Aug 2017	Aug 2018
Average Speed (MPH)	20.3	21.8
Travel Time (Minutes)	13.3	12.3

WESTBOUND

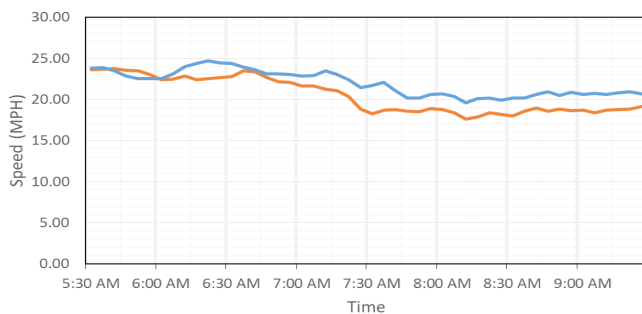
3:00 PM - 7:00 PM	Aug 2017	Aug 2018
Average Speed (MPH)	19.6	21.2
Travel Time (Minutes)	14.0	12.9



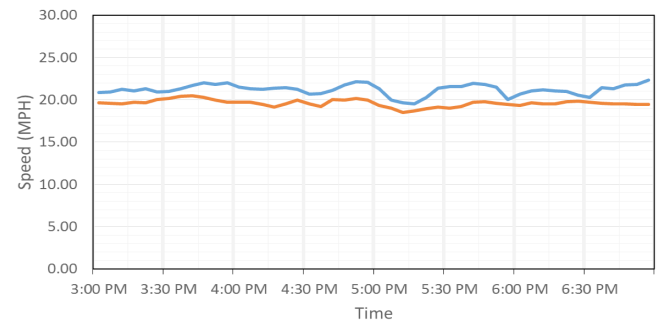
ROUTE 7 | AVERAGE SPEED

2017 — 2018

EASTBOUND

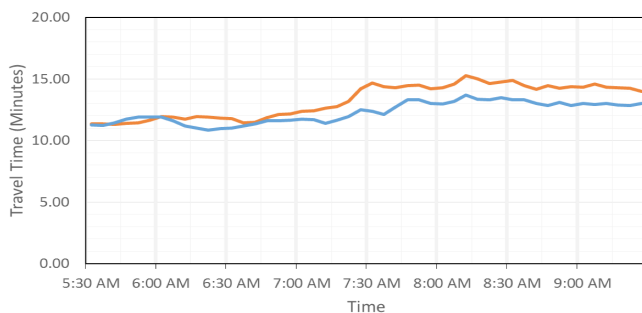


WESTBOUND

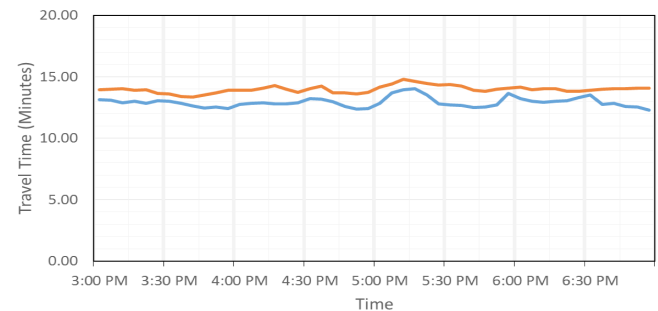


ROUTE 7 | AVERAGE TRAVEL TIME

EASTBOUND



WESTBOUND



AUGUST 2018 PERFORMANCE REPORT

GW Parkway - I-66 Parallel Arterials

SOUTHBOUND

5:30 AM - 9:30 AM	Aug 2017	Aug 2018
Average Speed (MPH)	44.3	40.2
Travel Time (Minutes)	11.5	12.6

NORTHBOUND

3:00 PM - 7:00 PM	Aug 2017	Aug 2018
Average Speed (MPH)	38.3	36.4
Travel Time (Minutes)	13.3	14.0

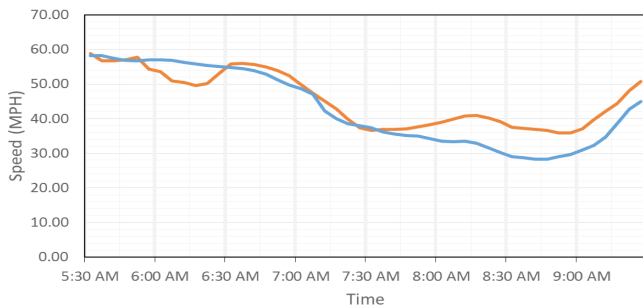


GW PARKWAY | AVERAGE SPEED

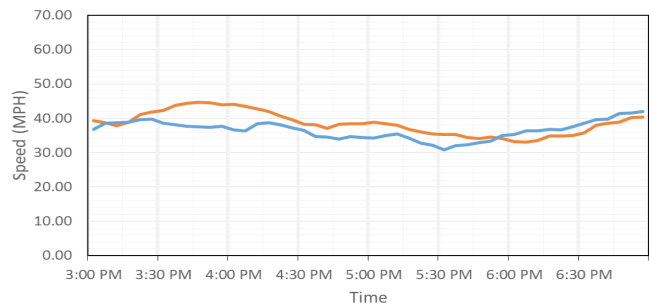
2017 —

2018 —

SOUTHBOUND

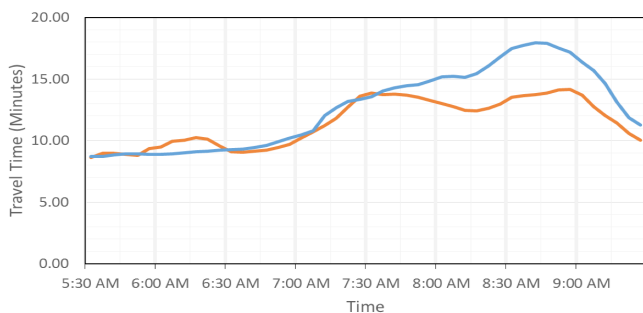


NORTHBOUND



GW PARKWAY | AVERAGE TRAVEL TIME

SOUTHBOUND



NORTHBOUND

