

JANUARY 2018 PERFORMANCE REPORT

I-66 Express Lanes Inside the Beltway

HIGHLIGHTS

- Morning and afternoon commutes continued to be faster and travel times more reliable.
- Travel speeds on I-66 averaged 54.1 miles per hour (mph) during morning commutes compared to 42.3 mph in January 2017.
- Travel speeds on I-66 averaged 57.5 mph during afternoon commutes compared to 47.2 mph in January 2017.
- Travel times on I-66 averaged 3.7 minutes shorter during morning commutes, and 2.8 minutes shorter during afternoon commutes, compared to January 2017.
- Drivers on parallel arterial roadways including Routes 7, 29 and 50, and the George Washington Memorial Parkway, experienced similar or improved travel speeds and times.

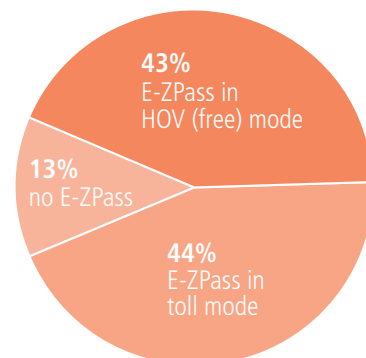


EXPRESS LANES USE

- **12,961** vehicle trips per day eastbound between 5:30 and 9:30 a.m. (272,182 total in January)
- **15,364** vehicle trips per day westbound between 3 and 7 p.m. (322,649 total in January)
- **43%** of all vehicle trips were carpools

E-ZPASS USE

- **87%** of vehicles traveled with an E-ZPass or E-ZPass Flex
- **43%** of all vehicle trips with E-ZPass in HOV (free) mode
- **44%** of all vehicle trips with E-ZPass in toll mode



PRICING INFORMATION

- **\$12.37** – Average price for round trips (a.m. and p.m. averages combined)
 - » **\$8.07** – Average price for eastbound trips
 - » **\$4.30** – Average price for westbound trips
 - » **\$18.06** – Average price for full corridor round trips (I-495 to Rosslyn/Washington, both directions)
- **461** trips (out of 594,381 total) with price of \$40 or more - that's .08% of all Express Lanes trips, or 1 out of every 1,290 trips
- **\$2.95** – Average price for eastbound trips between 5:30 and 6:30 a.m. (period prior to former HOV hours)

JANUARY 2018 PERFORMANCE REPORT

I-66 Express Lanes Inside the Beltway

EASTBOUND

5:30 AM - 9:30 AM	Jan 2017	Jan 2018
Average Speed (MPH)	42.3	54.1
Travel Time (Minutes)	15.4	11.7

WESTBOUND

3:00 PM - 7:00 PM	Jan 2017	Jan 2018
Average Speed (MPH)	47.2	57.7
Travel Time (Minutes)	13.7	10.9

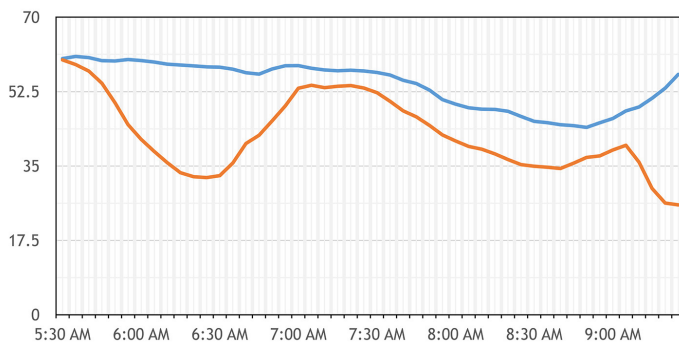


I-66 | AVERAGE SPEED

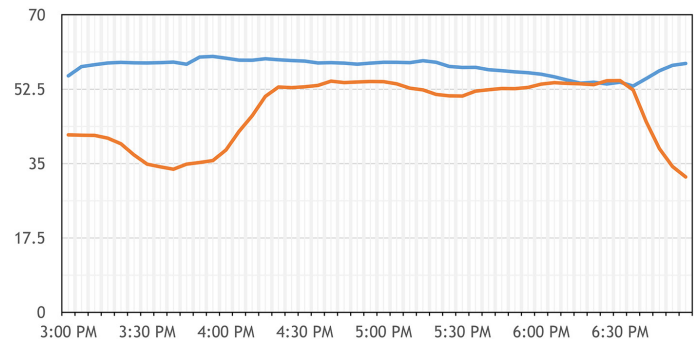
2017 —

2018 —

EASTBOUND

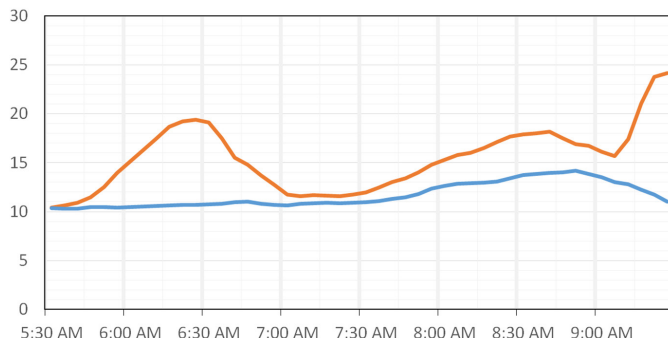


WESTBOUND

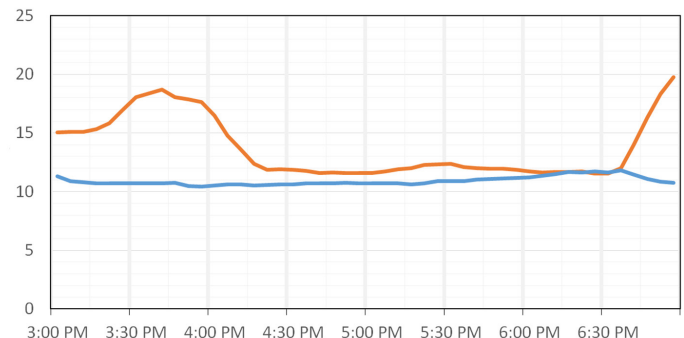


I-66 | AVERAGE TRAVEL TIME

EASTBOUND



WESTBOUND



JANUARY 2018 PERFORMANCE REPORT

Route 50 - I-66 Parallel Arterials

EASTBOUND

5:30 AM - 9:30 AM	Jan 2017	Jan 2018
Average Speed (MPH)	30.0	29.2
Travel Time (Minutes)	20.4	21.1

WESTBOUND

3:00 PM - 7:00 PM	Jan 2017	Jan 2018
Average Speed (MPH)	26.7	26.6
Travel Time (Minutes)	21.9	21.8

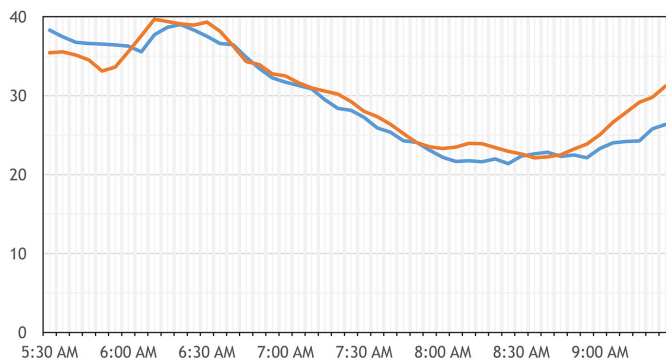


ROUTE 50 | AVERAGE SPEED

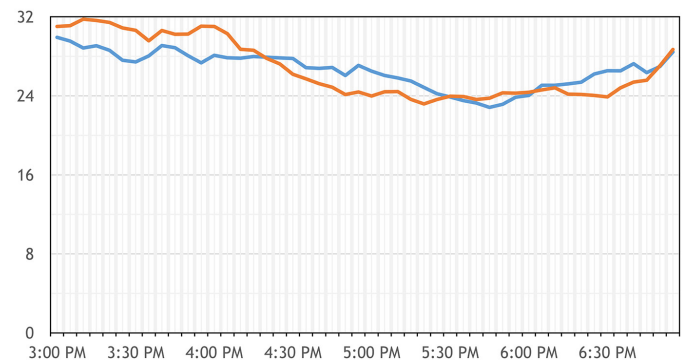
2017 —

2018 —

EASTBOUND

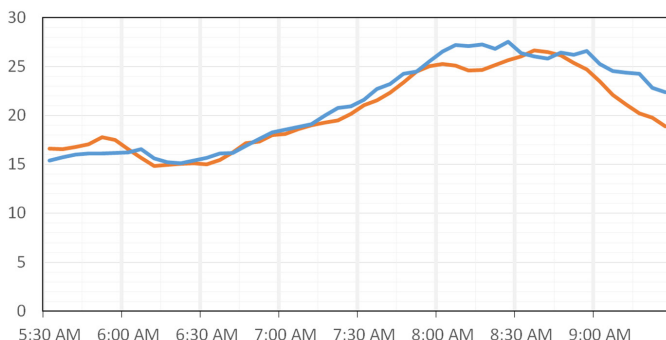


WESTBOUND

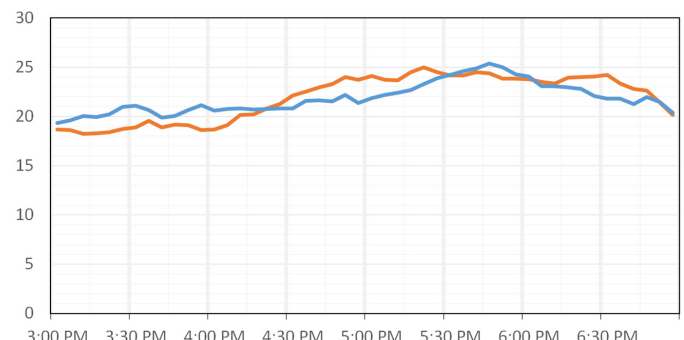


ROUTE 50 | AVERAGE TRAVEL TIME

EASTBOUND



WESTBOUND



JANUARY 2018 PERFORMANCE REPORT

Route 29 - I-66 Parallel Arterials

NORTHBOUND

5:30 AM - 9:30 AM	Jan 2017	Jan 2018
Average Speed (MPH)	21.2	21.6
Travel Time (Minutes)	25.9	25.4

SOUTHBOUND

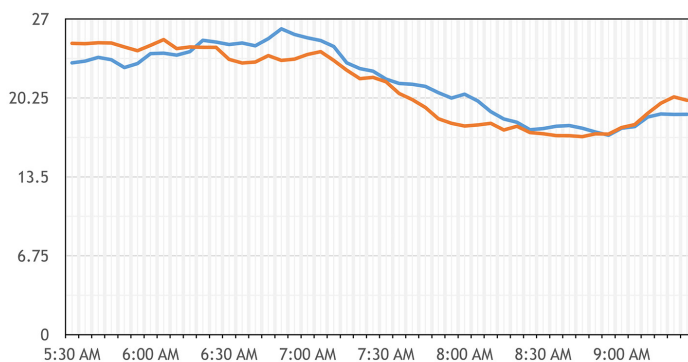
3:00 PM - 7:00 PM	Jan 2017	Jan 2018
Average Speed (MPH)	18.7	20.0
Travel Time (Minutes)	29.0	27.0



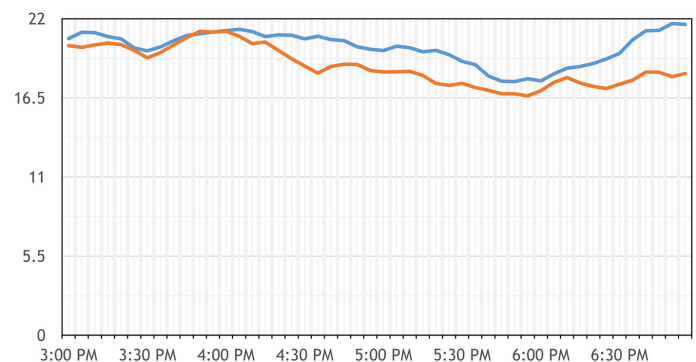
ROUTE 29 | AVERAGE SPEED

2017 — 2018 —

NORTHBOUND

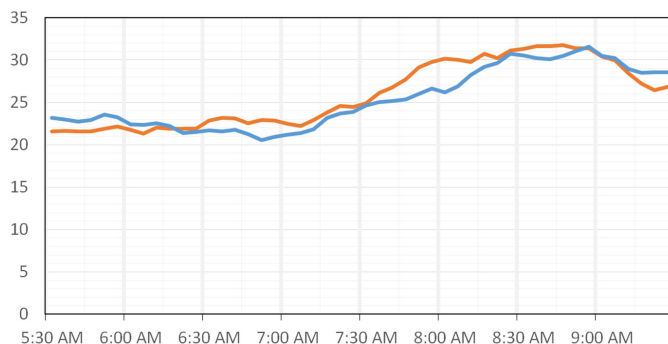


SOUTHBOUND

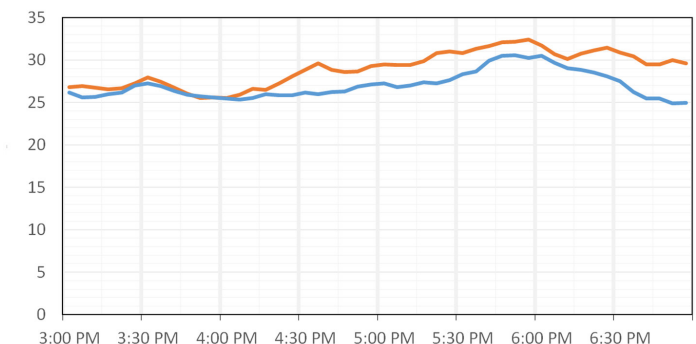


ROUTE 29 | AVERAGE TRAVEL TIME

NORTHBOUND



SOUTHBOUND



JANUARY 2018 PERFORMANCE REPORT

Route 7 - I-66 Parallel Arterials

EASTBOUND

5:30 AM - 9:30 AM	Jan 2017	Jan 2018
Average Speed (MPH)	19.8	20.2
Travel Time (Minutes)	14.0	13.7

WESTBOUND

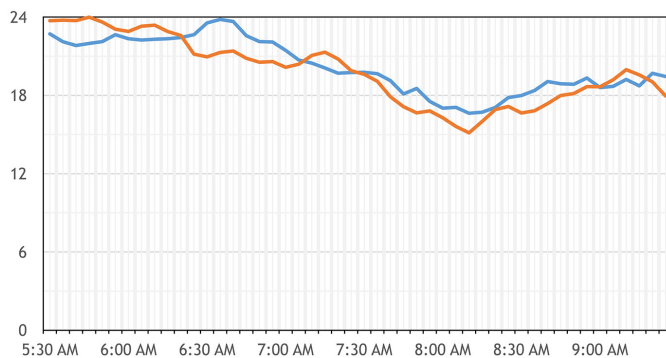
3:00 PM - 7:00 PM	Jan 2017	Jan 2018
Average Speed (MPH)	18.7	19.6
Travel Time (Minutes)	14.8	14.1



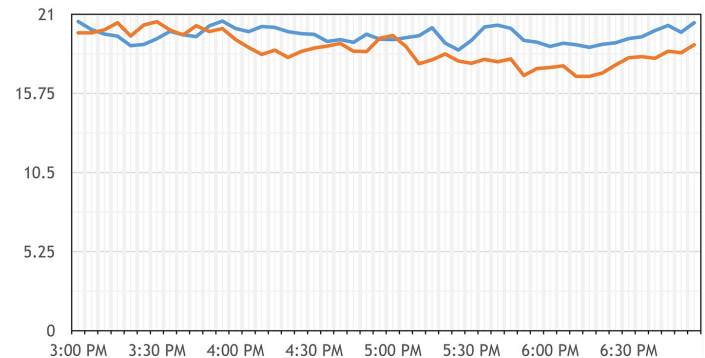
ROUTE 7 | AVERAGE SPEED

2017 — 2018 —

EASTBOUND

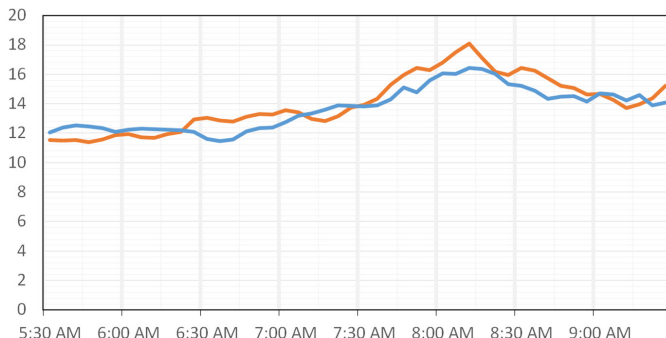


WESTBOUND

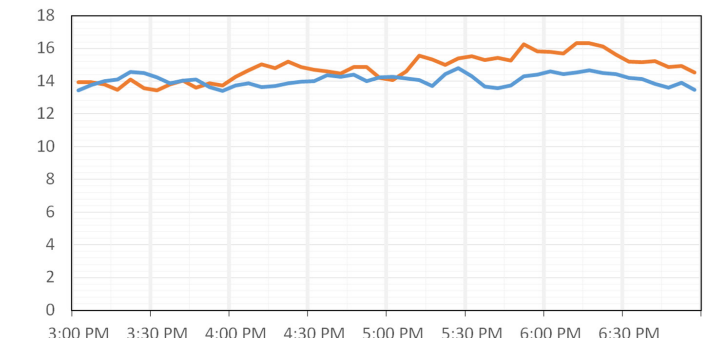


ROUTE 7 | AVERAGE TRAVEL TIME

EASTBOUND



WESTBOUND



JANUARY 2018 PERFORMANCE REPORT

GW Parkway - I-66 Parallel Arterials

SOUTHBOUND

5:30 AM - 9:30 AM	Jan 2017	Jan 2018
Average Speed (MPH)	39.7	36.1
Travel Time (Minutes)	14.8	16.2

NORTHBOUND

3:00 PM - 7:00 PM	Jan 2017	Jan 2018
Average Speed (MPH)	38.3	40.4
Travel Time (Minutes)	14.3	13.1

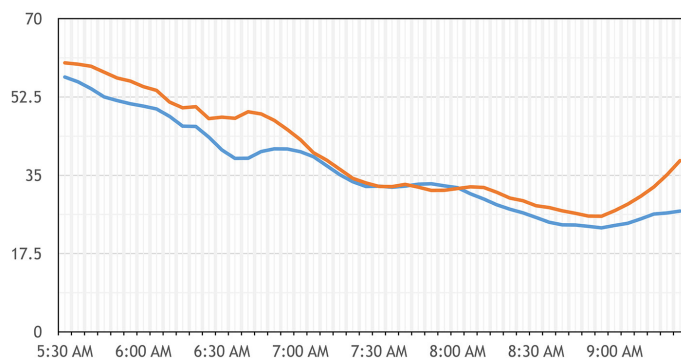


GW PARKWAY | AVERAGE SPEED

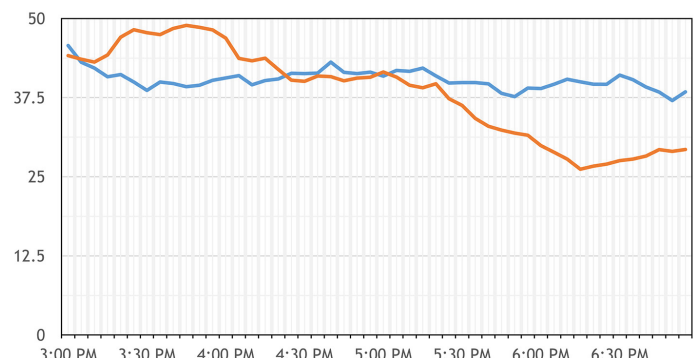
2017 —

2018 —

SOUTHBOUND

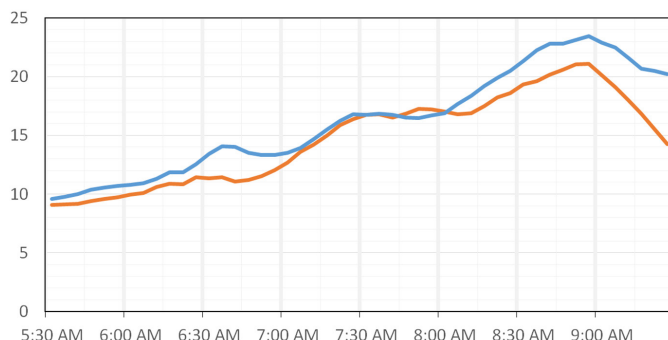


NORTHBOUND



GW PARKWAY | AVERAGE TRAVEL TIME

SOUTHBOUND



NORTHBOUND

